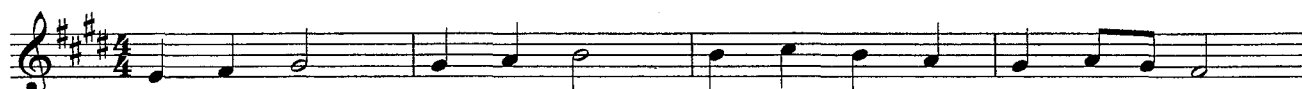


Alabama Vocal Association

SIGHT-SINGING

6th grade Unison District Level #1

Rule B - 2 - d - 1&2



Change of key, change of time; our Di - rec - tor may point them out.

5



Cer - tain hard pass - a - ges, our Di - rec - tor may talk a - bout.

Alabama Vocal Association

SIGHT-SINGING

6th Grade: Unison State Level #1

Rule B - 2 - d - 5

The image shows two staves of musical notation in treble clef, key of D major (two sharps), and 3/4 time. The first staff contains the melody for the first line of text: "Dur - ing the stu - dy per - i - od, no one may sing! The". The second staff, starting with a measure rest and the number "5" above it, contains the melody for the second line of text: "five min - ute stu - dy per - i - od is si - lent prac - ti - cing!". The lyrics are written below the notes, with hyphens indicating syllables that span across multiple notes.

Dur - ing the stu - dy per - i - od, no one may sing! The

5
five min - ute stu - dy per - i - od is si - lent prac - ti - cing!

Alabama Vocal Association


SIGHT-SINGING

6th Grade: Unison District Level #2

Rule B - 2 - d - 3 & 4

District Level

6th Grade Unison



Speak - ing words in the rhy - thm print - ed is ve - ry much ac - cept - ed,

5



Our Di - rec - tor may speak with us, it's a prc - tice that's ex - pect - ed.

9



But be care - full! Don't sing a note! Don't play one on the pi - an - o!

Alabama Vocal Association

SIGHT-SINGING

6th Grade: Unison State Level #1



As I _____ was go - ing to _____ Saint

Musical staff 1: Treble clef, key signature of one sharp (F#), 3/4 time signature. The melody consists of a quarter rest, followed by a quarter note G4, a half note A4-B4, a quarter note C5, a quarter note B4-A4, a quarter note G4, a quarter note F#4, and a quarter note E4. The lyrics are: "As I _____ was go - ing to _____ Saint".

5



Ives, I met _____ a man _____ with se - ven wives

Musical staff 2: Treble clef, key signature of one sharp (F#), 3/4 time signature. The melody starts with a quarter note G4, followed by a quarter note A4, a quarter note B4, a quarter note C5, a quarter note B4-A4, a quarter note G4, a quarter note F#4, a quarter note E4, a quarter note D4, and a quarter note C4. The lyrics are: "Ives, I met _____ a man _____ with se - ven wives".

Middle School Unison

Voice

Bil - ly sang a song out loud. Of his song he

was so proud. Bil - ly had a lot of fun.

Sing - - - ing in u - ni - son.

Alabama Vocal Association

SIGHT-SINGING

6th Grade: Unison State Level #1

Rule B - 2 - d - 5

The image shows two staves of musical notation in treble clef with a key signature of one sharp (F#) and a 3/4 time signature. The melody consists of quarter and eighth notes. The lyrics are written below the notes.

Dur - ing the stu - dy per - i - od, no one may sing! The

5
five min - ute stu - dy per - i - od is si - lent prac - ti - cing!

Unison

Cheerfully

mf



An - y mo - ment of an - y day,



An - y week of the whole year through,



An - y time we can find a way,



We will be ea - ger to sing for you.

Unison

Not too fast

mf

1



Once you start to read your part and

5



sing the notes be - fore you,

9



Ev' - ry one who hears you sing will

13



cer - tain - ly a - dore you.


Copyright © 1994 by Ed Robertson

Unison

mf



See that judge that looks so mean,



Sit - ting there be - fore us;



If we sing our ver - y best,



13 He (she) will just a - dore us.

Copyright © 1992 by Ed Robertson

Unison

Moderato
mf

See that judge that looks so mean who's sit - ting

6
there be - fore us; If we sight - sing real - ly

12
well, that judge will just a - dore us.

Copyright © 2003 by Ed Robertson

Unison

Not too fast

mf



1

Should our day be less than swell,



Or it's just a great big mess,



If we sight - read real - ly well,



15

Then the day's a great suc - cess.

Unison

With energy
mf




Sing - ing to - geth - er can be lots of fun,



Sing - ing in tune is a pleas - ure to do,



And when this mel - o - dy's o - ver and done,



You will be glad that we sang for you.

Copyright © 1996 by Ed Robertson

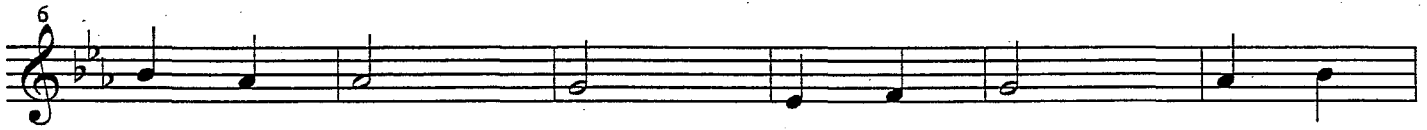
Unison

Moderato

mf



What's your name? We're glad you came, We are



pleased to greet you. Don't be shy, Just say



"Hi", It's so good to meet you.

Copyright © 2003 by Ed Robertson

Alabama Vocal Association

SIGHT-SINGING

6th Grade: Unison State Level #2


(it's a "well")



It's round as an ap - ple and deep — as a

The first line of music is written on a single staff in 3/4 time with a key signature of one flat (Bb). It begins with a whole rest, followed by a quarter note G4, a quarter note A4, a quarter note Bb4, a quarter note C5, a quarter note Bb4, a quarter note A4, a quarter note G4, a quarter note F4, a quarter note E4, a quarter note D4, and a quarter note C4.

5



cup, and all the king's hors - es can - not pull it up!

The second line of music is written on a single staff in 3/4 time with a key signature of one flat (Bb). It begins with a quarter note C4, a quarter note D4, a quarter note E4, a quarter note F4, a quarter note G4, a quarter note A4, a quarter note Bb4, a quarter note C5, a quarter note Bb4, a quarter note A4, a quarter note G4, a quarter note F4, a quarter note E4, a quarter note D4, a quarter note C4, and a whole rest.

Junior High Unison

Not too slowly

mf

Don't as - sume a mil - lion - aire

5

Lives his life with - out a care;

9

He may live in con - stant fear that

13

all his wealth will dis - ap - pear.

Alabama Vocal Association

SIGHT - SINGING

Junior High / Middle School Unison District Level

Rule B - 2 - c

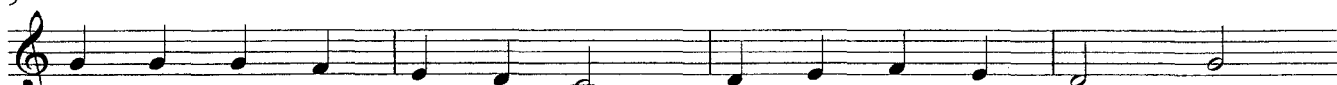
District Level

6th Grade Unison



Our Di - rec - tor may per - use the mu - sic as it's passed out.

5



We sure hope that they will use all this time to think out

9



what to say___ and___ how to best help us pass this sight - sing - ing test!

Alabama Vocal Association

SIGHT-SINGING

6th Grade: Unison District Level #2

Rule B - 2 - d - 3 & 4

District Level

6th Grade Unison



Speak - ing words in the rhy - thm print - ed is ve - ry much ac - cept - ed,



Our Di - rec - tor may speak with us, it's a prc - tice that's ex - pect - ed.



But be care - full Don't sing a notel Don't play one on the pi - an - o!

Alabama Vocal Association


SIGHT - SINGING

Junior High / Middle School Unison State Level



To mar-ket, to mar-ket to buy a fat pig, then home a-gain, home a-gain, jig - ga - ty

The first line of music is written on a single staff in 3/4 time with a key signature of one flat (Bb). The melody consists of quarter and eighth notes. The lyrics are: "To mar-ket, to mar-ket to buy a fat pig, then home a-gain, home a-gain, jig - ga - ty".



9 jig! To mar-ket, to mar-ket, to buy a fat hog, then home a-gain, home a-gain, jig - ga - ty jog.

The second line of music is written on a single staff in 3/4 time with a key signature of one flat (Bb). It begins with a measure rest followed by a quarter note G4. The melody continues with quarter and eighth notes. The lyrics are: "jig! To mar-ket, to mar-ket, to buy a fat hog, then home a-gain, home a-gain, jig - ga - ty jog.". The line ends with a double bar line.



Unison

1.

2.

3.

4.

5.

6.

7.

8.

9.

10.